





TS AND LT WHITEBOARD ICONS

PolyVision TS and LT whiteboards include an icon strip with the following functions (on LT models, the order is slightly different):

	Projection toolbar: In projection mode, display or hide the projection tools.
	Forward arrow: In projection mode, scroll forward through snapshots or PowerPoint slides.
	Back arrow: In projection mode, scroll backward through snapshots or PowerPoint slides.
	Print: Print the contents of the board to the currently active printer without capturing a snapshot.
	Snapshot: Capture a snapshot of the board.
	Show Webster: In projection mode, bring the Webster software to the front or send it to the rear.
	Projection: Enter or exit projection mode.
	Red Pen: In the software, record the active pen as red. (TS models only.)
	Black Pen: In the software, record the active pen as black. (TS models only.)
	Green Pen: In the software, record the active pen as green. (TS models only.)
	Blue Pen: In the software, record the active pen as blue. (TS models only.)
	Narrow Erase: Erase in a narrow band using a finger or the edge of the eraser. (TS models only.)
	Wide Erase: Erase in a wide band using the wide surface of the eraser. (TS models only.)
	Snapshot/Erase All: Capture a snapshot of the board, clear the software's current board pane, and set the board for erasing.